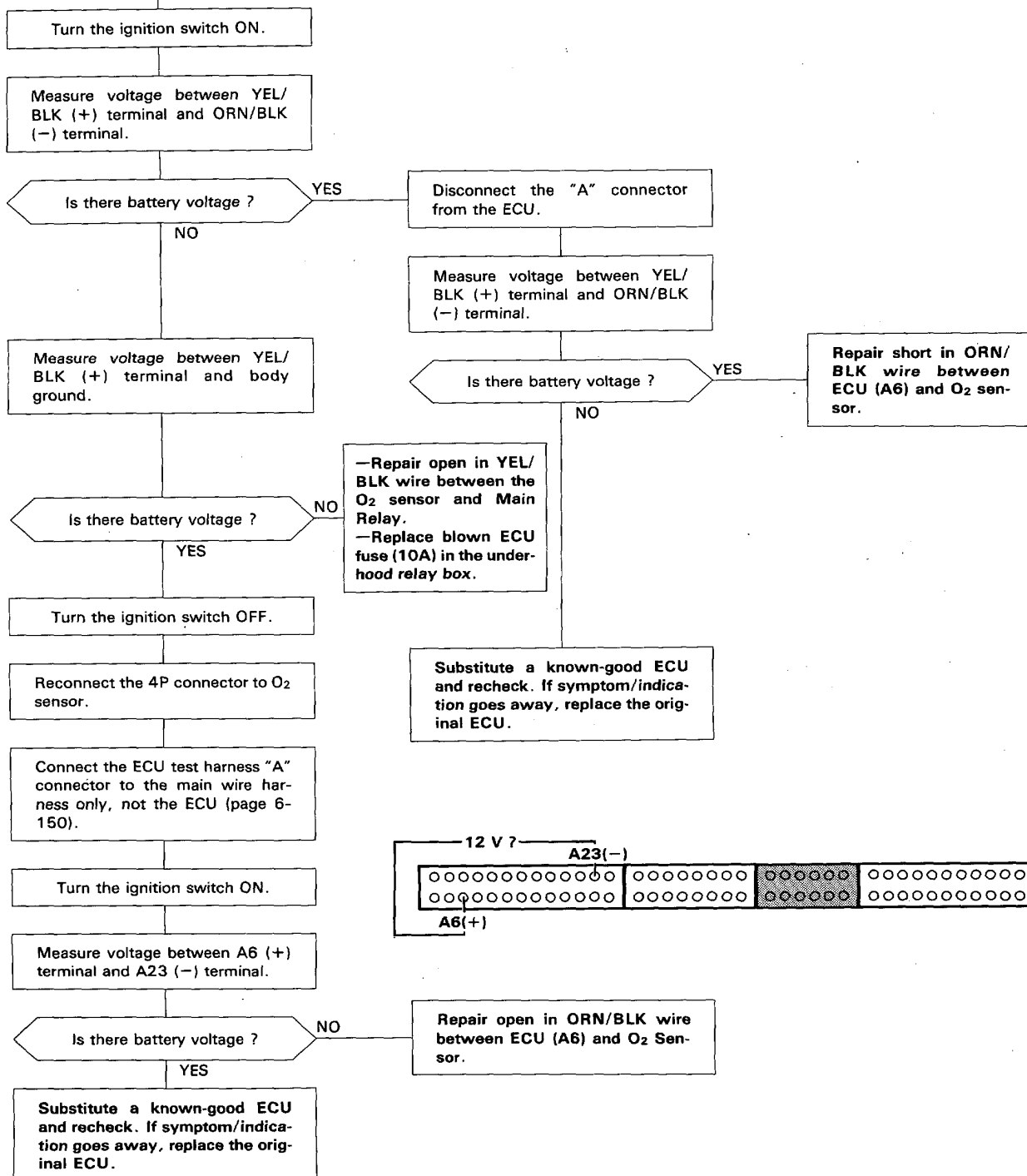




(From page 6-160)



PGM-FI Control System

Troubleshooting Flowchart — MAP Sensor



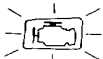
3

Self-diagnosis LED indicates code 3: Most likely an electrical problem in the Manifold Absolute Pressure (MAP) Sensor system.



5

Self-diagnosis LED indicates code 5: Most likely a mechanical problem (broken hose) in the Manifold Absolute Pressure (MAP) Sensor system.



3

- Engine is warm and running.
- Check Engine warning light has been reported on.
- LED indicates CODE 3.

Turn the ignition switch OFF.

Remove BACK UP fuse in the under-hood relay box for 10 seconds to reset ECU.

Warm up engine to normal operating temperature (cooling fan comes on).

Is Check Engine warning light on and does LED indicate CODE 3 ?

NO

YES

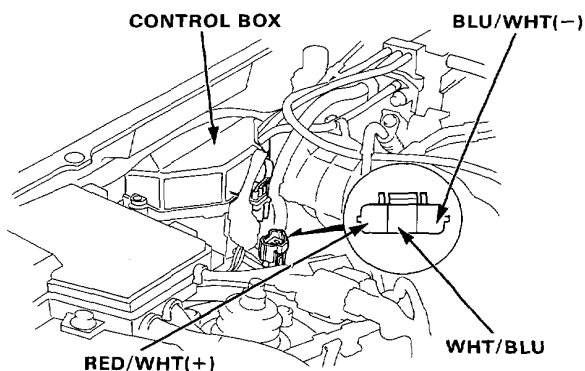
Turn the ignition switch OFF.

Disconnect the 3P connector from the MAP sensor.

Turn the ignition switch ON.

(To page 6-163)

Except 2.2 l KE :



Intermittent failure, system is OK at this time (test drive may be necessary). Check for poor connection or loose wires at MAP sensor connector and ECU.

2.2 l KE :

